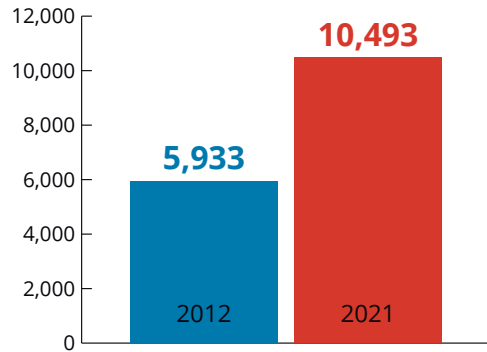


THE ID WAIVER WAITING LIST CRISIS

*unless further action is taken, the waiting lists will continue to grow

ID Waiver Waiting List - Projected Growth



Current ID Waiver Waiting List: **5,933**

Projected Growth (800/yr x 9 yrs): **7,200**

Current Waiting List + Projected Growth Over Timeline: **13,133**

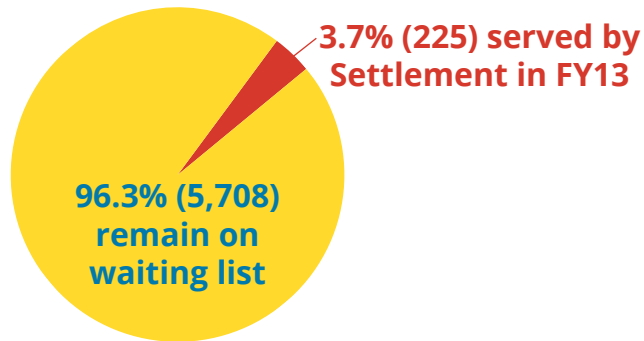
New ID Waivers in Settlement Agreement: **2,640***

PROJECTED ID WAIVER WAITING LIST AT END OF SETTLEMENT: 10,493

THIS IS A 76% INCREASE

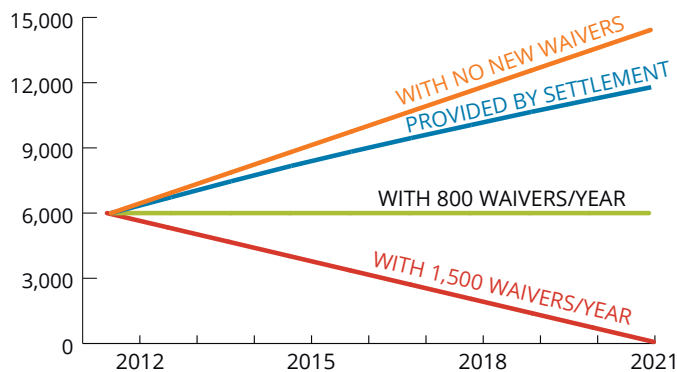
*does not include slots allocated in FY12

ID Waiver - Unmet Need



* If Virginia only provides what is required by the agreement, 96.3% of the people on the ID Waiver waiting list will not be served in FY13.

Future of the ID Waiver Waiting List



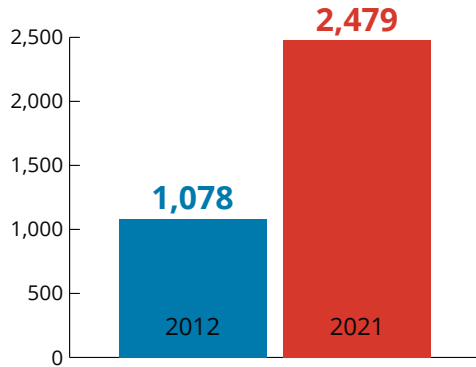
*A minimum of 800 ID Waivers per year are needed to keep pace with the growth of the waiting list.

* 1,500 ID Waivers per year would put the Commonwealth back on track to eliminate the waiting list by the 2018 - 2020 biennium.

THE DD WAIVER WAITING LIST CRISIS

*unless further action is taken, the waiting lists will continue to grow

DD Waiver Waiting List - Projected Growth



Current DD Waiver Waiting List: **1,078**

Projected Growth (189/yr x 9 yrs): **1,701**

Current Waiting List + Projected Growth Over Timeline: **2,779**

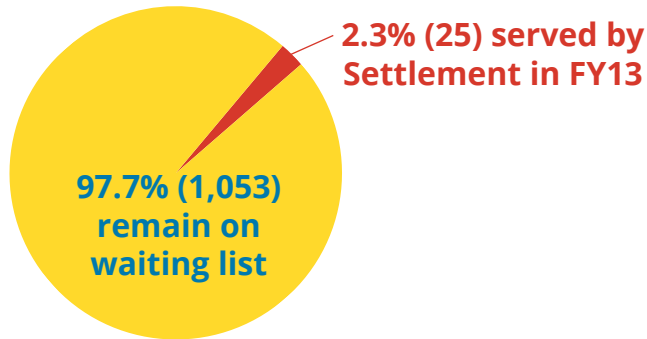
New DD Waivers in Settlement Agreement: **300***

PROJECTED DD WAIVER WAITING LIST AT END OF SETTLEMENT: 2,479

THIS IS A 130% INCREASE

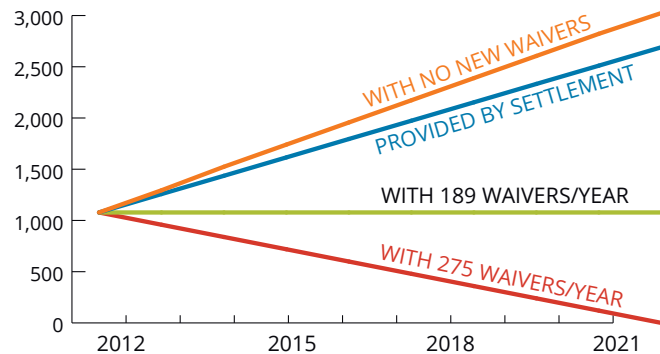
*does not include slots allocated in FY12

DD Waiver - Unmet Need



* If Virginia only provides what is required by the agreement, 97.7% of the people on the DD Waiver waiting list will not be served in FY13.

Future of the DD Waiver Waiting List



*A minimum of 189 DD Waivers per year are needed to keep pace with the growth of the waiting list.

*275 DD Waivers per year would put the Commonwealth back on track to eliminate the waiting list by the 2018 - 2020 biennium.